



# Official Pre-Season Test : Phillip Island GP Circuit : Jan. 29 & 30

## YMI AUSTRALIAN SUPERSPORT 300 CHAMPIONSHIP / YAMAHA MOTOR FINANCE R3 CUP

### Practice 6

Date: 30/01/20  
 Event: P23  
 Weather: Sunny - Temp: 31.4C  
 Track: Dry - Temp: 50.9C

Started at: 11:59:29  
 Laps: 25 Min  
 Starters: 22  
 Printed at: 12:35

### CLASSIFICATION


Pos	No	Name	Machine	Fastest Lap	On Lap	Behind Leader	Behind Prev	Top Speed
1	25	Luke JHONSTON (VIC) / Proworx / Bike Vault Castlemaine / The Grinning Dingo / Benweld	Kawasaki EX 400	1:48.639	11 of 11			205
2	44	Tom BRAMICH (VIC)	Kawasaki EX 400	1:48.798	4 of 11	.159	.159	203
3	43	Harry KHOURI (NSW) / Excite M-sports / NSW Helicopters / AARK Suspension / Addicted to Track	Kawasaki / Yamaha	1:49.525	8 of 9	.886	.727	201
4	68	Luke POWER (VIC) / Proworx / Blayney M-cycles / Well Sprung Susp. / Penrite / WRP Bridgestone	Kawasaki EX 400	1:49.639	13 of 13	1.000	.114	205
5	78	Caleb GILMORE (NZ) / Metcher Motorsport	Yamaha R3 321	1:49.731	9 of 12	1.092	.092	198
6	11	Brandon DEMMERY (NSW) / Gorilla Energy Drink / Yamaha / YRD	Yamaha R3 321	1:50.328	12 of 14	1.689	.597	196
7	69	Archie MCDONALD (NSW) / GTR Motostars Team / RS+C / Motostars / Doctor Mak / YRD / Motul / Pirelli	Yamaha R3 321	1:51.137	10 of 12	2.498	.809	196
8	27	Jack HYDE (NSW) / SSS Developments	Yamaha R3 321	1:51.303	9 of 10	2.664	.166	198
9	355	Laura BROWN (NSW) / Bikebiz / The Bare Bird	Yamaha R3 321	1:51.367	12 of 12	2.728	.064	193
10	47	Zylas BUNTING (NSW) / Proworx / Blayney M-cycles / Well Sprung Susp. / Penrite / WRP Bridgestone	Kawasaki EX 400	1:51.723	8 of 13	3.084	.356	196
11	36	Angus GRENFELL (VIC) / ABU Engineering	Yamaha R3 321	1:52.147	7 of 12	3.508	.424	199
12	16	James JACOBS (NSW) / Whites Racing Products / EK Chains	Kawasaki EX 400	1:53.149	11 of 12	4.510	1.002	196
13	88	Joseph MARINIELLO (VIC) / Proworx / Blayney M-cycles / Well Sprung Susp. / Penrite / WRP Bridgestone	Kawasaki EX 400	1:53.395	10 of 11	4.756	.246	197
14	98	Cody VAN BERGEN (QLD) / Motocity / Jekyll & Hyde / PTT Lubricants	Yamaha R3 321	1:53.804	5 of 5	5.165	.409	192
15	407	Jake SENIOR (VIC) / Proworx / Blayney M-cycles / Well Sprung Susp. / Penrite / WRP Bridgestone	Kawasaki EX 400	1:53.843	13 of 13	5.204	.039	196
16	49	Jake FARNSWORTH (NSW) / Worth Race Developments / Hi-tec Oils / Kingsdene Automotive / Repco	Yamaha R3 321	1:53.982	6 of 11	5.343	.139	195
17	99	Jacob HATCH (NSW) / Motocity / Jekyll & Hyde / PTT Lubricants	Yamaha R3 321	1:54.344	5 of 7	5.705	.362	189
18	45	Jamie PORT (VIC) / Yamaha / AGV / Pirelli / Motul / Ricondi	Yamaha R3 321	1:54.530	9 of 10	5.891	.186	191
19	56	Jesse WOODS (TAS) / Spectrum Paints / SPLAT / Bridgestone / D&W Watson Shipwright Services	Yamaha R3 321	1:54.836	11 of 13	6.197	.306	197
20	21	Luca DURNING (NZ) / Addicted to Track Racing / Addicted To Track Racing	Yamaha R3 321	1:55.737	2 of 8	7.098	.901	193
21	17	Oliver SHORT (VIC) / MCA / Doyle and Shields / Racelines Raceglass / PTR	Yamaha R3 321	1:57.029	13 of 13	8.390	1.292	191
22	52	Hannah STEWART (WA) / Lee Mechanical / WA Blasting & Diyhoisthire / Penrite / VRT Signs	Yamaha R3 321	1:57.288	9 of 12	8.649	.259	190

Current qualifying record for SS300 class - 1:47.696 by Hunter FORD (NSW) on a Yamaha YZF-R3 set on 13/10/18



Chief Timekeeper - Scott Lain

Clerk of Course - Tom Williams



[www.computime.com.au](http://www.computime.com.au)

COMPUTIME RACE TIMING SYSTEMS PTY LTD



# Official Pre-Season Test : Phillip Island GP Circuit : Jan. 29 & 30

## YMI AUSTRALIAN SUPERSPORT 300 CHAMPIONSHIP / YAMAHA MOTOR FINANCE R3 CUP

### Practice 6

Date: 30/01/20  
 Event: P23  
 Weather: Sunny - Temp: 31.4C  
 Track: Dry - Temp: 50.9C

Started at: 11:59:29  
 Laps: 25 Min  
 Starters: 22  
 Printed at: 12:35

### LAP TIMES

No	Name	Lap 1	Lap 2	Lap 3	Lap 4	Lap 5	Lap 6	Lap 7	Lap 8	Lap 9	Lap 10
11	Brandon DEMMERY (NSW)	2:01.140	1:52.231	1:51.497	1:51.383	1:51.489	1:50.753	1:52.438	1:50.885	1:51.230	1:56.555
		10	1:50.761	<b>1:50.328</b>	1:51.929	1:51.079					
16	James JACOBS (NSW)	2:05.523	1:55.743	1:56.333	1:54.658	1:53.912	1:53.465	1:53.589	1:53.388	1:53.877	1:53.312
		10	<b>1:53.149</b>	1:53.211							
17	Oliver SHORT (VIC)	2:20.195	2:02.413	2:00.516	2:00.088	1:58.735	1:58.425	1:58.631	1:58.598	1:58.074	1:57.326
		10	1:58.058	1:58.000	<b>1:57.029</b>						
21	Luca DURNING (NZ)	2:10.173	<b>1:55.737</b>	1:57.310	1:56.649	1:56.587	1:57.227	1:56.647	1:56.818		
25	Luke JHONSTON (VIC)	2:19.509	1:50.126	1:49.682	1:49.669	1:50.703	1:58.476	1:50.363	1:49.594	1:49.103	1:51.287
		10	<b>1:48.639</b>								
27	Jack HYDE (NSW)	2:01.829	1:54.511	1:53.043	1:52.425	5:06.318	2:31.304	1:52.508	1:54.160	<b>1:51.303</b>	1:52.137
36	Angus GRENFELL (VIC)	2:01.999	1:53.631	1:52.526	1:52.290	1:53.118	1:52.423	<b>1:52.147</b>	1:52.547	1:52.691	1:53.560
		10	1:56.803	1:53.096							
43	Harry KHOURI (NSW)	2:01.406	1:51.224	1:50.499	1:49.608	1:49.805	4:39.360	1:57.183	<b>1:49.525</b>	1:49.657	
44	Tom BRAMICH (VIC)	2:24.740	1:51.533	1:49.204	<b>1:48.798</b>	1:49.244	4:29.523	2:07.330	1:49.734	1:49.509	1:49.153
		10	1:49.032								
45	Jamie PORT (VIC)	2:10.434	1:55.877	1:55.426	1:55.345	1:56.033	1:54.871	1:55.817	1:54.924	<b>1:54.530</b>	1:54.797
47	Zylas BUNTING (NSW)	2:01.738	1:53.670	2:34.343	2:02.833	1:52.861	1:54.915	1:53.333	<b>1:51.723</b>	1:53.395	1:52.871
		10	1:54.977	1:54.223	1:52.324						
49	Jake FARNSWORTH (NSW)	2:04.439	1:55.670	1:54.598	1:54.629	1:55.890	<b>1:53.982</b>	1:54.666	1:54.779	1:54.870	1:54.935
		10	1:55.321								
52	Hannah STEWART (WA)	2:25.278	2:00.924	1:59.910	1:59.064	1:58.886	1:57.840	1:58.006	1:58.231	<b>1:57.288</b>	3:22.994
		10	2:08.005	1:58.321							
56	Jesse WOODS (TAS)	2:05.313	1:56.102	1:55.319	1:55.538	2:10.239	1:56.315	1:55.478	1:56.020	1:54.862	1:55.052
		10	<b>1:54.836</b>	2:01.053	1:55.951						
68	Luke POWER (VIC)	2:01.309	2:01.986	1:52.282	1:50.100	1:50.243	1:50.281	1:50.905	1:56.561	1:57.243	1:50.513
		10	2:05.288	1:49.666	<b>1:49.639</b>						
69	Archie MCDONALD (NSW)	2:13.440	1:54.989	2:43.104	2:05.202	1:54.307	2:09.480	3:30.554	2:03.247	1:54.192	<b>1:51.137</b>
		10	1:51.688	1:51.292							
78	Caleb GILMORE (NZ)	4:38.367	2:12.686	1:50.791	1:50.916	1:52.254	1:51.098	1:56.955	1:51.588	<b>1:49.731</b>	1:50.421
		10	1:51.562	1:52.185							
88	Joseph MARINIELLO (VIC)	2:03.567	2:11.698	2:08.148	1:53.870	1:55.491	1:53.968	2:08.410	3:30.183	2:00.745	<b>1:53.395</b>
		10	1:55.164								
98	Cody VAN BERGEN (QLD)	2:33.831	3:01.858	2:06.804	1:54.701	<b>1:53.804</b>					
99	Jacob HATCH (NSW)	2:32.160	12:22.708	2:03.960	1:54.553	<b>1:54.344</b>	2:24.428	2:03.035			
355	Laura BROWN (NSW)	2:54.040	1:59.158	1:53.324	1:52.587	1:52.690	1:53.146	1:53.659	2:24.896	1:59.600	1:52.139
		10	1:52.248	<b>1:51.367</b>							
407	Jake SENIOR (VIC)	2:03.551	1:55.910	1:56.058	1:54.712	1:54.459	1:54.419	1:54.893	1:54.146	1:54.667	1:54.492
		10	1:54.964	1:55.476	<b>1:53.843</b>						

*Scott*

*Tom Williams*



Chief Timekeeper - Scott Lain

Clerk of Course - Tom Williams



[www.computime.com.au](http://www.computime.com.au)

COMPUTIME RACE TIMING SYSTEMS PTY LTD



# Official Pre-Season Test : Phillip Island GP Circuit : Jan. 29 & 30

## YMI AUSTRALIAN SUPERSPORT 300 CHAMPIONSHIP / YAMAHA MOTOR FINANCE R3 CUP

### Practice 6

Date: 30/01/20  
 Event: P23  
 Weather: Sunny - Temp: 31.4C  
 Track: Dry - Temp: 50.9C

Started at: 11:59:29  
 Laps: 25 Min  
 Starters: 22  
 Printed at: 12:35

### SPLIT TIMES

Lap	Split 1	Split 2	Split 3	Split 4	Lap Time	Spd	Lap	Split 1	Split 2	Split 3	Split 4	Lap Time	Spd
<b>11 Brandon DEMMERY (NSW) (6th)</b>							8	27.864	35.067	23.273	32.394	1:58.598	184
1	34.142	33.781	22.163	31.054	2:01.140 P		9	27.553	34.976	23.242	32.303	1:58.074	183
2	26.529	32.806	21.926	30.970	1:52.231	191	10	27.529	34.703	<b>22.923</b>	<b>32.171</b>	1:57.326	182
3	26.415	32.601	21.793	30.688	1:51.497	193	11	<b>27.430</b>	34.677	23.387	32.564	1:58.058	182
4	26.272	32.626	21.814	30.671	1:51.383	193	12	27.448	35.088	23.249	32.215	1:58.000	182
5	26.438	32.616	21.727	30.708	1:51.489	192	13	27.568	<b>34.072</b>	23.083	32.306	<b>1:57.029</b>	181
6	<b>26.107</b>	32.421	21.685	30.540	1:50.753	196	<b>21 Luca DURNING (NZ) (20th)</b>						
7	26.733	33.081	22.041	30.583	1:52.438	194	1	35.246	35.264	27.243	32.420	2:10.173 P	
8	26.156	32.456	21.684	30.589	1:50.885	196	2	<b>27.298</b>	<b>33.977</b>	22.640	<b>31.822</b>	<b>1:55.737</b>	190
9	26.217	32.526	21.636	30.851	1:51.230	192	3	27.663	34.442	22.881	32.324	1:57.310	193
10	26.469	34.497	24.470	31.119	1:56.555	190	4	27.584	34.270	22.709	32.086	1:56.649	191
11	26.514	32.580	<b>21.389</b>	<b>30.278</b>	1:50.761	190	5	27.495	34.423	22.718	31.951	1:56.587	192
12	26.379	<b>32.117</b>	21.415	30.417	<b>1:50.328</b>	196	6	27.506	34.134	23.057	32.530	1:57.227	191
13	26.581	32.478	22.350	30.520	1:51.929	195	7	27.753	34.199	<b>22.604</b>	32.091	1:56.647	190
14	26.296	32.273	21.827	30.683	1:51.079	195	8	27.827	34.185	22.819	31.987	1:56.818	189
<b>16 James JACOBS (NSW) (12th)</b>							<b>25 Luke JHONSTON (VIC) (1st)</b>						
1	35.148	34.919	23.467	31.989	2:05.523 P		1	33.794	38.512	29.006	38.197	2:19.509 P	
2	27.206	33.502	22.928	32.107	1:55.743	193	2	25.973	32.153	21.572	30.428	1:50.126	200
3	27.075	34.379	22.736	32.143	1:56.333	194	3	25.894	32.213	21.294	30.281	1:49.682	204
4	26.896	33.405	22.800	31.557	1:54.658	193	4	26.195	32.149	<b>21.214</b>	30.111	1:49.669	201
5	26.874	33.276	22.299	31.463	1:53.912	193	5	26.933	32.344	21.247	30.179	1:50.703	201
6	<b>26.686</b>	33.276	22.342	31.161	1:53.465	194	6	25.609	35.319	23.122	34.426	1:58.476	203
7	26.901	33.202	22.392	<b>31.094</b>	1:53.589	195	7	26.009	32.446	21.494	30.414	1:50.363	199
8	26.811	33.077	22.113	31.387	1:53.388	196	8	25.902	32.083	21.324	30.285	1:49.594	198
9	27.308	33.018	22.291	31.260	1:53.877	190	9	25.674	31.975	21.310	30.144	1:49.103	198
10	27.008	<b>32.829</b>	22.261	31.214	1:53.312	193	10	26.782	33.049	21.336	30.120	1:51.287	199
11	26.870	32.975	22.121	31.183	<b>1:53.149</b>	193	11	<b>25.531</b>	<b>31.958</b>	21.244	<b>29.906</b>	<b>1:48.639</b>	200
12	26.758	33.092	<b>21.975</b>	31.386	1:53.211	194	<b>27 Jack HYDE (NSW) (8th)</b>						
<b>17 Oliver SHORT (VIC) (21th)</b>							1	34.361	33.899	22.084	31.485	2:01.829 P	
1	44.247	37.832	24.525	33.591	2:20.195 P		2	26.344	34.683	22.263	31.221	1:54.511	191
2	29.064	36.417	23.953	32.979	2:02.413	184	3	26.448	33.417	21.972	31.206	1:53.043	189
3	28.119	35.592	23.328	33.477	2:00.516	185	4	26.145	33.227	21.926	31.127	1:52.425	190
4	28.720	35.400	23.466	32.502	2:00.088	185	5	<b>26.028</b>	33.148	22.066	3:45.076	5:06.318	198
5	27.849	35.354	23.138	32.394	1:58.735	191	6	44.747	52.127	23.271	31.159	2:31.304 P	
6	27.815	35.190	23.150	32.270	1:58.425	185	7	27.076	33.116	<b>21.608</b>	<b>30.708</b>	1:52.508	191
7	27.674	35.276	23.295	32.386	1:58.631	186							

*Scott Laine*

*Tom Williams*



Chief Timekeeper - Scott Laine

Clerk of Course - Tom Williams



[www.computime.com.au](http://www.computime.com.au)

COMPUTIME RACE TIMING SYSTEMS PTY LTD



# Official Pre-Season Test : Phillip Island GP Circuit : Jan. 29 & 30

## YMI AUSTRALIAN SUPERSPORT 300 CHAMPIONSHIP / YAMAHA MOTOR FINANCE R3 CUP

### Practice 6

Date: 30/01/20  
 Event: P23  
 Weather: Sunny - Temp: 31.4C  
 Track: Dry - Temp: 50.9C

Started at: 11:59:29  
 Laps: 25 Min  
 Starters: 22  
 Printed at: 12:35

### SPLIT TIMES

Lap	Split 1	Split 2	Split 3	Split 4	Lap Time	Spd	Lap	Split 1	Split 2	Split 3	Split 4	Lap Time	Spd
8	26.294	33.584	22.379	31.903	1:54.160	193	9	25.831	32.327	21.176	30.175	1:49.509	202
9	26.147	<b>32.777</b>	21.662	30.717	<b>1:51.303</b>	194	10	26.041	31.973	<b>21.010</b>	30.129	1:49.153	202
10	26.128	33.055	21.760	31.194	1:52.137	190	11	<b>25.743</b>	<b>31.769</b>	21.201	30.319	1:49.032	203
<b>36 Angus GRENFELL (VIC) (11th)</b>							<b>45 Jamie PORT (VIC) (18th)</b>						
1	35.150	33.672	22.244	30.933	2:01.999 P		1	41.821	34.108	22.879	31.626	2:10.434 P	
2	27.215	33.291	22.083	31.042	1:53.631	197	2	27.341	33.604	22.548	32.384	1:55.877	191
3	26.979	33.171	<b>21.717</b>	30.659	1:52.526	195	3	27.485	33.645	22.566	31.730	1:55.426	191
4	26.697	32.940	21.767	30.886	1:52.290	199	4	27.462	33.668	22.481	31.734	1:55.345	190
5	26.967	33.316	22.023	30.812	1:53.118	195	5	27.494	33.875	22.898	31.766	1:56.033	191
6	26.919	33.088	21.761	<b>30.655</b>	1:52.423	195	6	27.590	33.408	22.379	31.494	1:54.871	191
7	<b>26.383</b>	<b>32.546</b>	21.981	31.237	<b>1:52.147</b>	197	7	27.452	33.899	23.002	31.464	1:55.817	190
8	26.537	32.921	22.089	31.000	1:52.547	193	8	27.476	33.657	<b>22.268</b>	31.523	1:54.924	190
9	26.608	32.970	21.986	31.127	1:52.691	192	9	27.643	<b>33.192</b>	22.332	<b>31.363</b>	<b>1:54.530</b>	190
10	27.843	32.987	21.864	30.866	1:53.560	192	10	<b>27.331</b>	33.646	22.391	31.429	1:54.797	190
11	26.582	37.245	21.940	31.036	1:56.803	192	<b>47 Zylas BUNTING (NSW) (10th)</b>						
12	26.693	33.365	21.869	31.169	1:53.096	193	1	34.395	33.849	22.412	31.082	2:01.738 P	
<b>43 Harry KHOURI (NSW) (3rd)</b>							2	26.944	33.539	22.279	30.908	1:53.670	192
1	34.754	33.808	22.111	30.733	2:01.406 P		3	26.774	36.499	23.897	1:07.173	2:34.343	193
2	26.233	32.552	21.939	30.500	1:51.224	201	4	34.936	34.940	22.141	30.816	2:02.833 P	
3	26.009	32.442	21.919	30.129	1:50.499	200	5	27.286	32.983	22.024	30.568	1:52.861	195
4	26.087	32.355	<b>21.201</b>	<b>29.965</b>	1:49.608	201	6	26.336	33.396	22.878	32.305	1:54.915	196
5	25.844	32.262	21.484	30.215	1:49.805	201	7	28.078	32.912	<b>21.834</b>	<b>30.509</b>	1:53.333	188
6	25.887	40.218	21.547	3:11.708	4:39.360	199	8	<b>26.319</b>	32.948	21.874	30.582	<b>1:51.723</b>	195
7	32.357	32.667	21.624	30.535	1:57.183 P		9	26.841	33.592	22.161	30.801	1:53.395	190
8	25.904	32.099	21.219	30.303	<b>1:49.525</b>	199	10	26.800	33.140	21.952	30.979	1:52.871	188
9	<b>25.791</b>	<b>32.080</b>	21.366	30.420	1:49.657	201	11	26.632	35.097	22.206	31.042	1:54.977	190
<b>44 Tom BRAMICH (VIC) (2nd)</b>							12	27.024	33.900	22.148	31.151	1:54.223	189
1	34.053	38.293	29.161	43.233	2:24.740 P		13	26.708	<b>32.899</b>	22.026	30.691	1:52.324	186
2	26.751	32.806	21.707	30.269	1:51.533	203	<b>49 Jake FARNSWORTH (NSW) (16th)</b>						
3	25.803	32.049	21.144	30.208	1:49.204	201	1	34.739	34.771	23.011	31.918	2:04.439 P	
4	25.895	31.943	21.018	<b>29.942</b>	<b>1:48.798</b>	201	2	27.395	34.013	22.597	31.665	1:55.670	189
5	25.938	32.063	21.165	30.078	1:49.244	201	3	27.215	33.407	22.418	31.558	1:54.598	191
6	25.968	33.433	22.048	3:08.074	4:29.523	202	4	27.224	33.441	22.434	31.530	1:54.629	191
7	33.635	32.521	28.800	32.374	2:07.330 P		5	27.820	33.785	22.678	31.607	1:55.890	194
8	25.948	32.117	21.181	30.488	1:49.734	202	6	<b>26.865</b>	33.653	<b>22.122</b>	<b>31.342</b>	<b>1:53.982</b>	195

*Scott Laine*

*Tom Williams*



Chief Timekeeper - Scott Laine

Clerk of Course - Tom Williams



[www.computime.com.au](http://www.computime.com.au)

COMPUTIME RACE TIMING SYSTEMS PTY LTD



# Official Pre-Season Test : Phillip Island GP Circuit : Jan. 29 & 30

## YMI AUSTRALIAN SUPERSPORT 300 CHAMPIONSHIP / YAMAHA MOTOR FINANCE R3 CUP

### Practice 6

Date: 30/01/20  
 Event: P23  
 Weather: Sunny - Temp: 31.4C  
 Track: Dry - Temp: 50.9C

Started at: 11:59:29  
 Laps: 25 Min  
 Starters: 22  
 Printed at: 12:35

### SPLIT TIMES

Lap	Split 1	Split 2	Split 3	Split 4	Lap Time	Spd	Lap	Split 1	Split 2	Split 3	Split 4	Lap Time	Spd
7	27.123	33.489	22.430	31.624	1:54.666	190	3	25.966	33.914	21.612	30.790	1:52.282	199
8	27.247	<b>33.363</b>	22.605	31.564	1:54.779	189	4	25.944	<b>32.207</b>	21.367	30.582	1:50.100	200
9	27.194	33.731	22.532	31.413	1:54.870	188	5	26.060	32.320	21.252	30.611	1:50.243	201
10	27.328	33.566	22.440	31.601	1:54.935	188	6	26.052	32.586	21.362	30.281	1:50.281	196
11	27.608	33.719	22.516	31.478	1:55.321	187	7	25.978	32.546	21.606	30.775	1:50.905	205
							8	26.779	1:29.782			1:56.561	184
							9	32.543	32.715	21.727	30.258	1:57.243 P	
<b>52 Hannah STEWART (WA) (22th)</b>							10	26.027	32.311	21.411	30.764	1:50.513	201
1	49.774	38.081	24.104	33.319	2:25.278 P		11	28.353	44.390	22.277	30.268	2:05.288	182
2	28.768	35.474	23.873	32.809	2:00.924	189	12	25.830	32.424	<b>21.231</b>	<b>30.181</b>	1:49.666	199
3	28.350	35.219	23.155	33.186	1:59.910	189	13	<b>25.594</b>	32.324	21.412	30.309	<b>1:49.639</b>	201
4	28.497	35.089	23.123	32.355	1:59.064	187							
5	28.175	35.315	23.105	32.291	1:58.886	189							
6	28.145	34.808	<b>22.641</b>	32.246	1:57.840	190	<b>69 Archie MCDONALD (NSW) (7th)</b>						
7	28.059	34.833	22.768	32.346	1:58.006	189	1	42.790	36.006	22.594	32.050	2:13.440 P	
8	28.143	34.713	22.903	32.472	1:58.231	188	2	27.210	33.757	22.464	31.558	1:54.989	193
9	27.890	<b>34.343</b>	22.889	<b>32.166</b>	<b>1:57.288</b>	185	3	27.201	33.380	22.114	1:20.409	2:43.104	195
10	<b>27.832</b>	34.652	22.961	1:57.549	3:22.994	187	4	36.368	34.907	22.306	31.621	2:05.202 P	
11	36.220	35.486	23.502	32.797	2:08.005 P		5	27.198	33.484	22.079	31.546	1:54.307	193
12	28.335	34.773	22.781	32.432	1:58.321	184	6	27.070	49.432	21.718	31.260	2:09.480	192
							7	27.118	33.309	22.545	2:07.582	3:30.554	196
							8	35.656	33.498	22.403	31.690	2:03.247 P	
<b>56 Jesse WOODS (TAS) (19th)</b>							9	27.166	33.651	21.940	31.435	1:54.192	191
1	36.243	34.593	22.384	32.093	2:05.313 P		10	27.045	<b>32.384</b>	<b>21.301</b>	<b>30.407</b>	<b>1:51.137</b>	195
2	27.473	34.065	22.529	32.035	1:56.102	193	11	26.773	32.545	21.844	30.526	1:51.688	195
3	27.399	34.102	22.260	31.558	1:55.319	190	12	<b>26.741</b>	32.565	21.465	30.521	1:51.292	195
4	27.181	34.023	22.502	31.832	1:55.538	194							
5	27.294	47.847	22.917	32.181	2:10.239	191	<b>78 Caleb GILMORE (NZ) (5th)</b>						
6	27.551	34.360	22.583	31.821	1:56.315	188	1	33.958	34.065	23.359	3:06.985	4:38.367 P	
7	27.570	33.920	22.271	31.717	1:55.478	189	2	37.006	39.066	26.366	30.248	2:12.686 P	
8	27.290	34.099	22.540	32.091	1:56.020	189	3	26.609	32.616	21.541	30.025	1:50.791	198
9	27.942	33.590	22.057	<b>31.273</b>	1:54.862	189	4	26.514	32.587	21.691	30.124	1:50.916	196
10	<b>27.060</b>	33.714	22.282	31.996	1:55.052	197	5	26.591	32.956	22.018	30.689	1:52.254	197
11	27.230	<b>33.528</b>	<b>22.004</b>	32.074	<b>1:54.836</b>	191	6	26.600	32.509	21.651	30.338	1:51.098	195
12	27.441	38.911	22.409	32.292	2:01.053	189	7	30.402	32.486	23.147	30.920	1:56.955	176
13	27.232	33.896	22.629	32.194	1:55.951	193	8	26.754	32.729	21.718	30.387	1:51.588	193
							9	<b>26.238</b>	<b>32.322</b>	<b>21.350</b>	<b>29.821</b>	<b>1:49.731</b>	196
<b>68 Luke POWER (VIC) (4th)</b>							10	26.504	32.473	21.463	29.981	1:50.421	197
1	33.356	34.329	21.674	31.950	2:01.309 P		11	26.587	32.815	21.958	30.202	1:51.562	195
2	26.441	42.892	21.885	30.768	2:01.986	197							

*Scott*

*Tom Williams*



Chief Timekeeper - Scott Lain

Clerk of Course - Tom Williams



[www.computime.com.au](http://www.computime.com.au)

COMPUTIME RACE TIMING SYSTEMS PTY LTD



# Official Pre-Season Test : Phillip Island GP Circuit : Jan. 29 & 30

## YMI AUSTRALIAN SUPERSPORT 300 CHAMPIONSHIP / YAMAHA MOTOR FINANCE R3 CUP

### Practice 6

Date: 30/01/20  
 Event: P23  
 Weather: Sunny - Temp: 31.4C  
 Track: Dry - Temp: 50.9C

Started at: 11:59:29  
 Laps: 25 Min  
 Starters: 22  
 Printed at: 12:35

### SPLIT TIMES

Lap	Split 1	Split 2	Split 3	Split 4	Lap Time	Spd	Lap	Split 1	Split 2	Split 3	Split 4	Lap Time	Spd
12	27.112	32.863	22.244	29.966	1:52.185	196	355 Laura BROWN (NSW) (9th)						
							1	33.735	33.858	22.339	1:24.108	2:54.040 P	
88 Joseph MARINIELLO (VIC) (13th)							2	32.533	33.182	22.024	31.419	1:59.158 P	
1	35.143	34.140	22.471	31.813	2:03.567 P		3	27.115	33.004	22.137	31.068	1:53.324	191
2	27.135	33.791	22.342	48.430	2:11.698	196	4	26.533	32.960	22.049	31.045	1:52.587	193
3	27.411	47.117	22.224	31.396	2:08.148	191	5	26.788	32.891	21.899	31.112	1:52.690	190
4	26.817	33.434	22.223	31.396	1:53.870	197	6	26.727	32.974	22.088	31.357	1:53.146	190
5	26.874	33.608	22.054	32.955	1:55.491	196	7	26.761	33.192	22.222	31.484	1:53.659	189
6	26.922	33.667	22.239	<u>31.140</u>	1:53.968	197	8	26.801	33.136	22.294	1:02.665	2:24.896	188
7	26.763	48.498	21.974	31.175	2:08.410	196	9	32.788	34.043	21.867	30.902	1:59.600 P	
8	26.881	1:15.101	22.791	1:25.410	3:30.183	196	10	<u>26.443</u>	32.779	21.894	31.023	1:52.139	191
9	33.950	33.554	<u>21.845</u>	31.396	2:00.745 P		11	26.448	32.860	21.994	30.946	1:52.248	191
10	26.624	<u>33.172</u>	22.054	31.545	<u>1:53.395</u>	195	12	26.445	<u>32.601</u>	<u>21.793</u>	<u>30.528</u>	<u>1:51.367</u>	191
11	<u>26.472</u>	33.810	22.627	32.255	1:55.164	197							
							407 Jake SENIOR (VIC) (15th)						
98 Cody VAN BERGEN (QLD) (14th)							1	34.335	34.577	22.498	32.141	2:03.551 P	
1	49.327	49.521	22.719	32.264	2:33.831 P		2	27.023	34.531	22.266	32.090	1:55.910	194
2	35.936	2:25.922			3:01.858	182	3	27.183	34.603	22.292	31.980	1:56.058	194
3	36.436	35.241	23.055	32.072	2:06.804 P		4	27.051	34.045	22.206	31.410	1:54.712	193
4	27.238	33.994	22.207	<u>31.262</u>	1:54.701	190	5	27.030	34.081	22.156	31.192	1:54.459	196
5	<u>26.743</u>	<u>33.300</u>	<u>22.202</u>	31.559	<u>1:53.804</u>	192	6	26.643	34.218	<u>22.035</u>	31.523	1:54.419	194
							7	26.701	34.095	22.487	31.610	1:54.893	195
99 Jacob HATCH (NSW) (17th)							8	26.519	33.961	22.198	31.468	1:54.146	192
1	47.480	46.826	22.980	34.874	2:32.160 P		9	26.478	34.126	22.567	31.496	1:54.667	191
2	37.082	11:45.626			12:22.708	158	10	26.969	34.131	22.089	31.303	1:54.492	191
3	34.806	34.478	22.759	31.917	2:03.960 P		11	26.486	34.635	22.484	31.359	1:54.964	189
4	27.071	33.746	22.239	31.497	1:54.553	189	12	<u>26.445</u>	34.232	23.003	31.796	1:55.476	189
5	27.270	33.653	22.195	31.226	<u>1:54.344</u>	188	13	26.753	<u>33.928</u>	22.150	<u>31.012</u>	<u>1:53.843</u>	190
6	<u>26.974</u>	38.031	22.382	57.041	2:24.428	188							
7	36.550	<u>33.638</u>	<u>21.698</u>	<u>31.149</u>	2:03.035 P								

*Scott Laine*

*Tom Williams*



Chief Timekeeper - Scott Laine

Clerk of Course - Tom Williams



[www.computime.com.au](http://www.computime.com.au)

COMPUTIME RACE TIMING SYSTEMS PTY LTD



# Official Pre-Season Test : Phillip Island GP Circuit : Jan. 29 & 30

## YMI AUSTRALIAN SUPERSPORT 300 CHAMPIONSHIP / YAMAHA MOTOR FINANCE R3 CUP

### Practice 6

Date: 30/01/20  
 Event: P23  
 Weather: Sunny - Temp: 31.4C  
 Track: Dry - Temp: 50.9C

Started at: 11:59:29  
 Laps: 25 Min  
 Starters: 22  
 Printed at: 12:35

### FASTEST LAPS SEQUENCE

Race Time	No	Name	Machine	Fastest Lap	On Lap
2:04.861	11	Brandon DEMMERY (NSW)	Yamaha R3 321	2:01.140	1
3:57.092	11	Brandon DEMMERY (NSW)	Yamaha R3 321	1:52.231	2
4:58.152	43	Harry KHOURI (NSW)	Kawasaki / Yamaha	1:51.224	2
4:58.962	25	Luke JHONSTON (VIC)	Kawasaki EX 400	1:50.126	2
6:48.644	25	Luke JHONSTON (VIC)	Kawasaki EX 400	1:49.682	3
6:54.336	44	Tom BRAMICH (VIC)	Kawasaki EX 400	1:49.204	3
8:43.134	44	Tom BRAMICH (VIC)	Kawasaki EX 400	1:48.798	4
21:36.478	25	Luke JHONSTON (VIC)	Kawasaki EX 400	1:48.639	11


*Scott Lain*

*Tom Williams*



Chief Timekeeper - Scott Lain

Clerk of Course - Tom Williams



[www.computime.com.au](http://www.computime.com.au)

COMPUTIME RACE TIMING SYSTEMS PTY LTD



# Official Pre-Season Test : Phillip Island GP Circuit : Jan. 29 & 30

## YMI AUSTRALIAN SUPERSPORT 300 CHAMPIONSHIP / YAMAHA MOTOR FINANCE R3 CUP

### Practice 6

Date: 30/01/20  
 Event: P23  
 Weather: Sunny - Temp: 31.4C  
 Track: Dry - Temp: 50.9C

Started at: 11:59:29  
 Laps: 25 Min  
 Starters: 22  
 Printed at: 12:35

### BEST PARTIAL TIMES

Pos	Split 1		Split 2		Split 3		Split 4		LAP		Ideal	Fastest
	Name	Time	Name	Time	Name	Time	Name	Time	Name			
1	L. JHONSTON	25.273	T. BRAMICH	31.769	T. BRAMICH	21.010	C. GILMORE	29.821	L. JHONSTON	1:48.351	1:48.639	
2	L. POWER	25.594	L. JHONSTON	31.958	H. KHOURI	21.201	L. JHONSTON	29.906	T. BRAMICH	1:48.464	1:48.798	
3	T. BRAMICH	25.743	H. KHOURI	32.080	L. JHONSTON	21.214	T. BRAMICH	29.942	H. KHOURI	1:49.037	1:49.525	
4	H. KHOURI	25.791	B. DEMMERY	32.117	L. POWER	21.231	H. KHOURI	29.965	L. POWER	1:49.213	1:49.639	
5	J. HYDE	26.028	L. POWER	32.207	A. MCDONAL	21.301	L. POWER	30.181	C. GILMORE	1:49.731	1:49.731	
6	B. DEMMERY	26.107	C. GILMORE	32.322	C. GILMORE	21.350	B. DEMMERY	30.278	B. DEMMERY	1:49.891	1:50.328	
7	C. GILMORE	26.238	A. MCDONAL	32.384	B. DEMMERY	21.389	A. MCDONAL	30.407	A. MCDONAL	1:50.833	1:51.137	
8	Z. BUNTING	26.319	A. GRENFELL	32.546	J. HYDE	21.608	Z. BUNTING	30.509	J. HYDE	1:51.121	1:51.303	
9	A. GRENFELL	26.383	L. BROWN	32.601	J. HATCH	21.698	L. BROWN	30.528	A. GRENFELL	1:51.301	1:52.147	
10	L. BROWN	26.443	J. HYDE	32.777	A. GRENFELL	21.717	A. GRENFELL	30.655	L. BROWN	1:51.365	1:51.367	
11	J. SENIOR	26.445	J. JACOBS	32.829	L. BROWN	21.793	J. HYDE	30.708	Z. BUNTING	1:51.561	1:51.723	
12	J. MARINIELL	26.472	Z. BUNTING	32.899	Z. BUNTING	21.834	J. SENIOR	31.012	J. JACOBS	1:52.584	1:53.149	
13	J. JACOBS	26.686	J. MARINIELL	33.172	J. MARINIELL	21.845	J. JACOBS	31.094	J. MARINIELL	1:52.629	1:53.395	
14	A. MCDONAL	26.741	J. PORT	33.192	J. JACOBS	21.975	J. MARINIELL	31.140	J. SENIOR	1:53.420	1:53.843	
15	C. VAN BERG	26.743	C. VAN BERG	33.300	J. WOODS	22.004	J. HATCH	31.149	J. HATCH	1:53.459	1:54.344	
16	J. FARNSWO	26.865	J. FARNSWO	33.363	J. SENIOR	22.035	C. VAN BERG	31.262	C. VAN BERG	1:53.507	1:53.804	
17	J. HATCH	26.974	J. WOODS	33.528	J. FARNSWO	22.122	J. WOODS	31.273	J. FARNSWO	1:53.692	1:53.982	
18	J. WOODS	27.060	J. HATCH	33.638	C. VAN BERG	22.202	J. FARNSWO	31.342	J. WOODS	1:53.865	1:54.836	
19	L. DURNING	27.298	J. SENIOR	33.928	J. PORT	22.268	J. PORT	31.363	J. PORT	1:54.154	1:54.530	
20	J. PORT	27.331	L. DURNING	33.977	L. DURNING	22.604	L. DURNING	31.822	L. DURNING	1:55.701	1:55.737	
21	O. SHORT	27.430	O. SHORT	34.072	H. STEWART	22.641	H. STEWART	32.166	O. SHORT	1:56.596	1:57.029	
22	H. STEWART	27.832	H. STEWART	34.343	O. SHORT	22.923	O. SHORT	32.171	H. STEWART	1:56.982	1:57.288	

*Scott Laine*

*Tom Williams*



Chief Timekeeper - Scott Laine

Clerk of Course - Tom Williams

[www.computime.com.au](http://www.computime.com.au)



COMPUTIME RACE TIMING SYSTEMS PTY LTD





# Official Pre-Season Test : Phillip Island GP Circuit : Jan. 29 & 30

## YMI AUSTRALIAN SUPERSPORT 300 CHAMPIONSHIP / YAMAHA MOTOR FINANCE R3 CUP

### Practice 6

Date: 30/01/20  
Event: P23  
Weather: Sunny - Temp: 31.4C  
Track: Dry - Temp: 50.9C

Started at: 11:59:29  
Laps: 25 Min  
Starters: 22  
Printed at: 12:35


### RACE INFORMATION

Time	Description
11:59:29	Event Start
12:24:36	Chequered Flag
12:27:18	Event Finish



Chief Timekeeper - Scott Lain

Clerk of Course - Tom Williams



[www.computime.com.au](http://www.computime.com.au)

COMPUTIME RACE TIMING SYSTEMS PTY LTD